



**STRONG PARTNERS.
TOUGH TRUCKS.™**



TOW TRACTOR

L05.0T, L07.0T

5 000 - 7 000 KG



L05.0T, L07.0T

DISTINGUISHING MARKS	1.1	Manufacturer (abbreviation)	
	1.2	Manufacturer's type designation	
	1.3	Drive: electric (battery or mains), diesel, petrol, fuel gas	
	1.4	Operator type: hand, pedestrian, standing, seated, order-picker	
	1.5	Rated capacity / rated load	Q (t)
	1.7	Rated drawbar pull	F(N)
1.9	Wheelbase	y (mm)	

WEIGHT	2.1	Service weight ⊗	kg
	2.3	Axle loading, unladen front / rear	kg

TYRES/CHASSIS	3.1	Tyres: polyurethane, tophane, vulkollan, front / rear	
	3.2	Tyre size, front	ø (mm x mm)
	3.3	Tyre size, rear	ø (mm x mm)
	3.5	Wheels, number front / rear (x = driven wheels)	
	3.7	Tread, rear	b ₁₁ (mm)

DIMENSIONS	4.2	Height, mast lowered	h ₁ (mm)
	4.5	Height, mast extended	h ₄ (mm)
	4.8	Seat height relating to SIP/stand height	h ₇ (mm)
	4.9	Height drawbar in driving position min./max..	h ₁₄ (mm)
	4.12	Coupling height	h ₁₀ (mm)
	4.14	Stand height, elevated	h ₁₂ (mm)
	4.17	Overhang	l ₅ (mm)
	4.19	Overall length	l ₁ (mm)
	4.21	Overall width	b ₁ / b ₂ (mm)
	4.32	Ground clearance, center of wheelbase	m ₂ (mm)
4.35	Turning radius	W ₀ (mm)	

PERFORMANCE DATA	5.1	Travel speed, laden/unladen	km/h
	5.1.1	Travel speed, laden/unladen, backwards	km/h
	5.2.2	Lift speed, laden/unladen (Cab)	m/s
	5.3.2	Lowering speed, laden/unladen (Cab)	m/s
	5.5	Drawbar pull, laden/unladen	N
	5.6	Max drawbar pull, laden/unladen	N
	5.8	Max. gradeability, laden/unladen	%
	5.10	Service brake	

ELECTRIC-ENGINE	6.1	Drive motor, S2 60 min rating	kW
	6.2	Lift motor S3 15% rating	kW
	6.3	Battery according to DIN 43531/35/36 A,B,C, no	
	6.4	Battery voltage/nominal capacity K5	(V)/(Ah)
	6.5	Battery weight ⊗	kg
	6.6	Energy consumption according to VDI cycle ▣	kWh/h at number of cycles

DRIVE/LIFT MECHANISM	8.1	Type of drive unit	
-----------------------------	-----	--------------------	--

ADDITIONAL DATA	10.7	Sound pressure level at the driver's seat	dB (A)
------------------------	------	---	--------

HYSTER		HYSTER	
L05.0T		L05.0T	
Battery		Battery	
Tow Tractor		Tow Tractor	
5.0		5.0	
1000		1000	
1229 ❖		1229 ❖	

1136 ❖		1280 ❖	
699	437	665	615

Vulkollan / Polyurethane		Vulkollan / Polyurethane	
254 x 90		254 x 90	
200 x 100		200 x 100	
1x	2	1x	2
686		686	

-		1360	
-		2190	
152		152	
1317		1317	
365		365	
-		980	
135		205	
1569 ❖		1639 ❖	
796		796	
50		50	
1434 ❖		1434 ❖	

7.0	13.0	7.0	13.0
-	8.0	-	8.0
-	-	0.189	0.189
-	-	0.162	0.162
1000		1000	
3000 ❖		3000 ❖	
3.4	20.0	3.4	20.0
Electromagnetic		Electromagnetic	

2.6		2.6	
-		2	
no		no	
24V	620Ah ❖	24V	620Ah ❖
480		480	
1.82		1.82	

AC-Controller		AC-Controller	
---------------	--	---------------	--

< 65		< 67.5	
------	--	--------	--

Specification data is based on VDI 2198

LO5.0T, LO7.0T

HYSTER		HYSTER		1.1	DISTINGUISHING MARKS
LO7.0T		LO7.0T		1.2	
Battery		Battery		1.3	
Tow Tractor		Tow Tractor		1.4	
7.0		7.0		1.5	
1336		1336		1.7	
1229 ❖		1229 ❖		1.9	

1236		1380		2.1	WEIGHT
694	542	660	720	2.3	

Vulkollan / Polyurethane		Vulkollan / Polyurethane		3.1	TIRES/CHASSIS
254 x 90		254 x 90		3.2	
200 x 100		200 x 100		3.3	
1x	2	1x	2	3.5	
686		686		3.7	

					DIMENSIONS
-		1360		4.2	
-		2190		4.5	
152		152		4.8	
1317		1317		4.9	
365		365		4.12	
-		980		4.14	
135		205		4.17	
1569 ❖		1639 ❖		4.19	
796		796		4.21	
50		50		4.32	
1434 ❖		1434 ❖		4.35	

8.4		13.0		8.4		13.0		5.1	PERFORMANCE DATA
-		8.0		-		8.0		5.1.1	
-		-		0.189		0.189		5.2.2	
-		-		0.162		0.162		5.3.2	
1336		1336		1336		1336		5.5	
4500		4500		4500		4500		5.6	
3.0	20.0	3.0	20.0	3.0	20.0	3.0	20.0	5.8	
Electromagnetic				Electromagnetic				5.10	

3.0		3.0		6.1	ELECTRIC ENGINE
-		-		6.2	
no		no		6.3	
24V	620Ah ❖	24V	620Ah ❖	6.4	
480		480		6.5	
2.37		2.37		6.6	

AC-Controller		AC-Controller			DRIVE/LIFT MECHANISMS

< 65		< 67.5			ADDITIONAL DATA

NOTE:

Specifications are affected by the condition of the vehicle and how it is equipped, as well as the nature and condition of the operating area. Inform your dealer of the nature and condition of the intended operating area when purchasing your Hyster Truck.

- ❖ Available battery 465Ah. With battery 465Ah -145mm, and service weight -114kg
- Values obtained with 40 cycles
- ⊗ These values may vary of +/- 5%
- ❖ With drive wheel in tophane: 3200N

NOTICE

Care must be exercised when handling elevated loads. When the carriage and/or load is elevated, truck stability is reduced. It is important that mast tilt in either direction be kept to a minimum when loads are elevated. Operators must be trained and must read, understand and follow the instructions contained in the Operating Manual.

All values are nominal values and they are subject to tolerances. For further information, please contact the manufacturer.

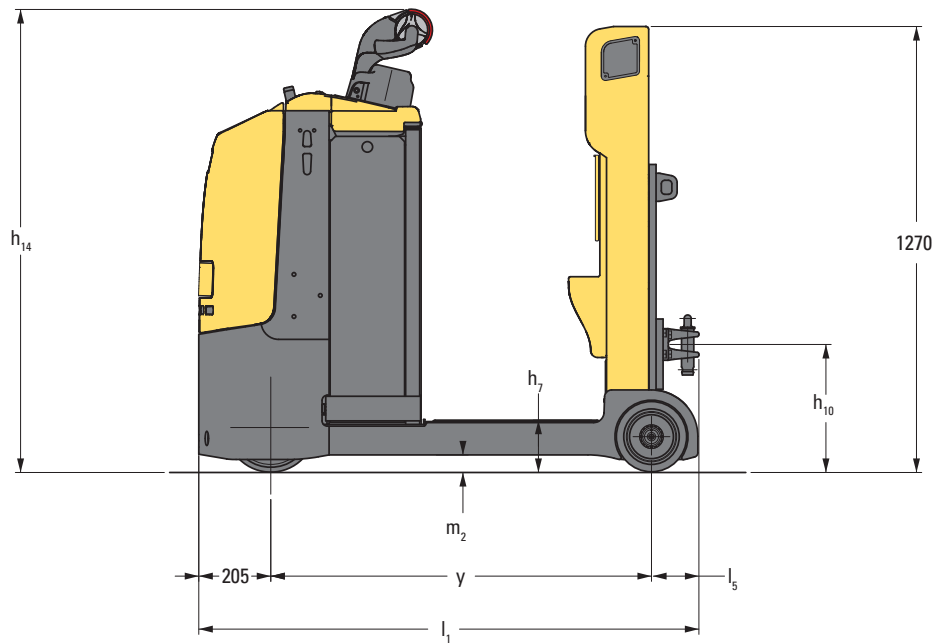
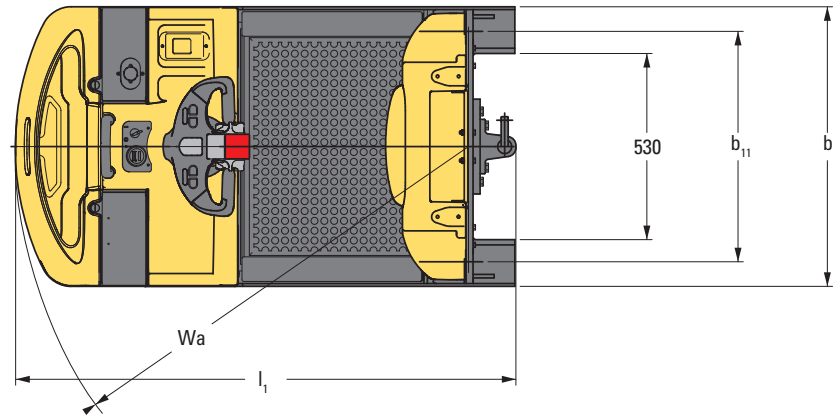
Hyster products might be subject to change without notice.

Lift trucks illustrated may feature optional equipment. Values may vary with alternative configurations.

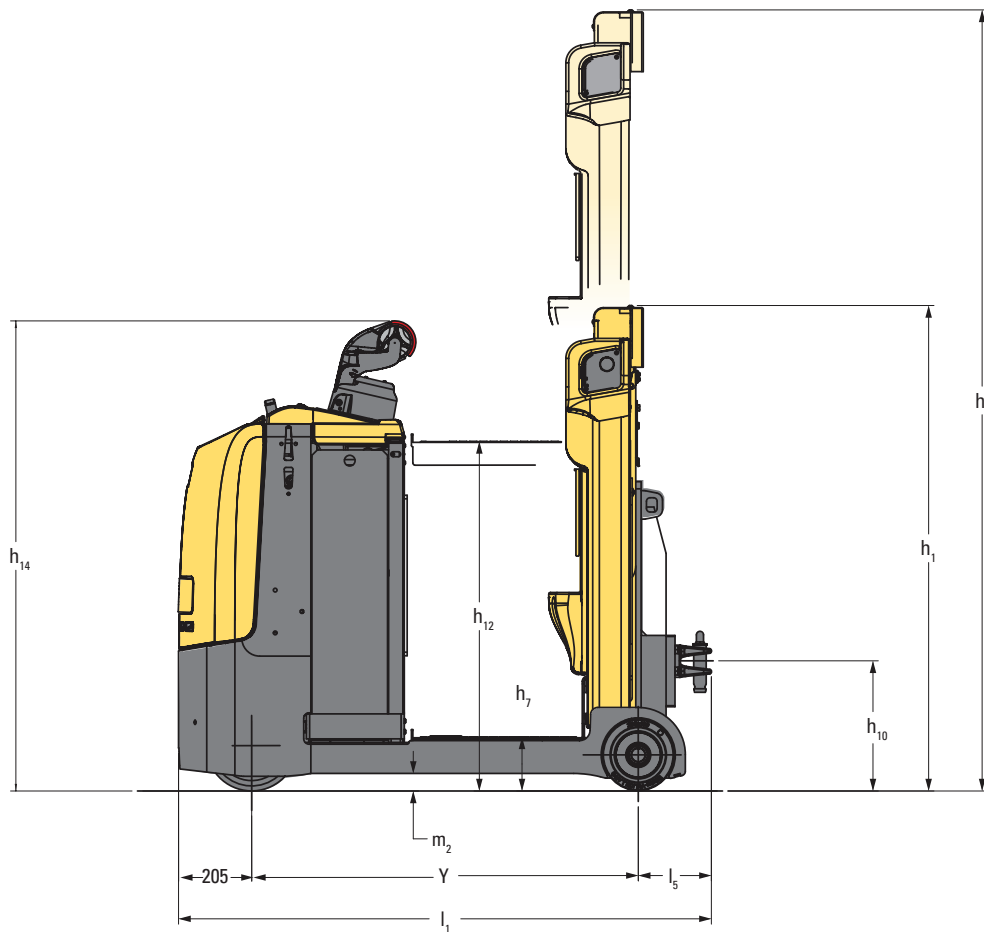
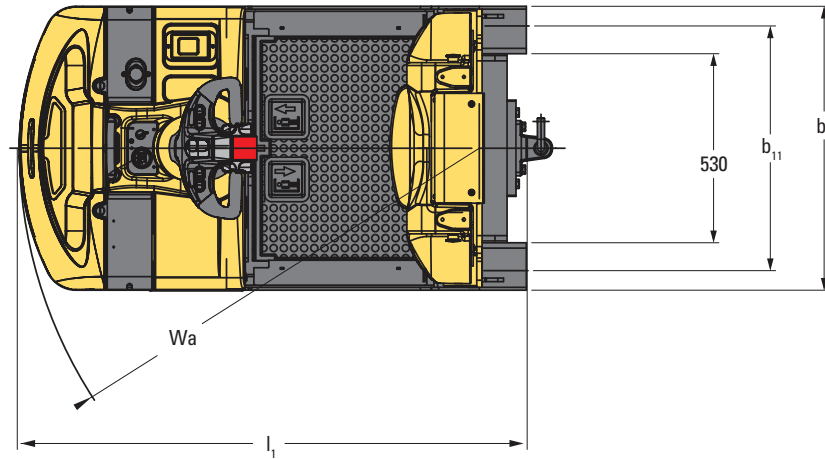
CE Safety:

This truck conforms to the current EU requirements.

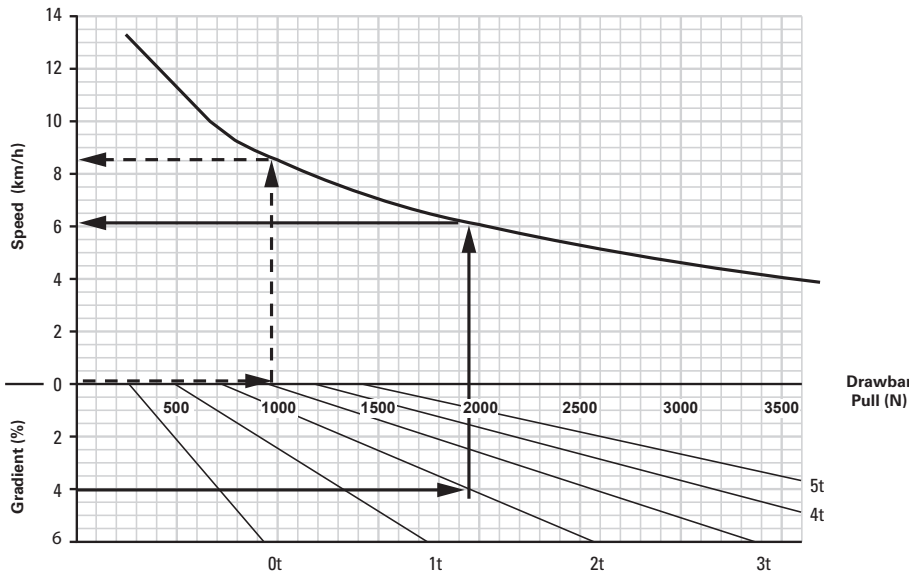
TRUCK DIMENSIONS - STANDARD VERSION



TRUCK DIMENSIONS - RAISED PLATFORM VERSION



LO5.0T



How to read the diagram:

Example 1 (dashed line) :
the LO5.0T travels on level ground with a load of 3000 kg.

It requires 965 N tractive power for this and reaches approx. 8.5 km/h.

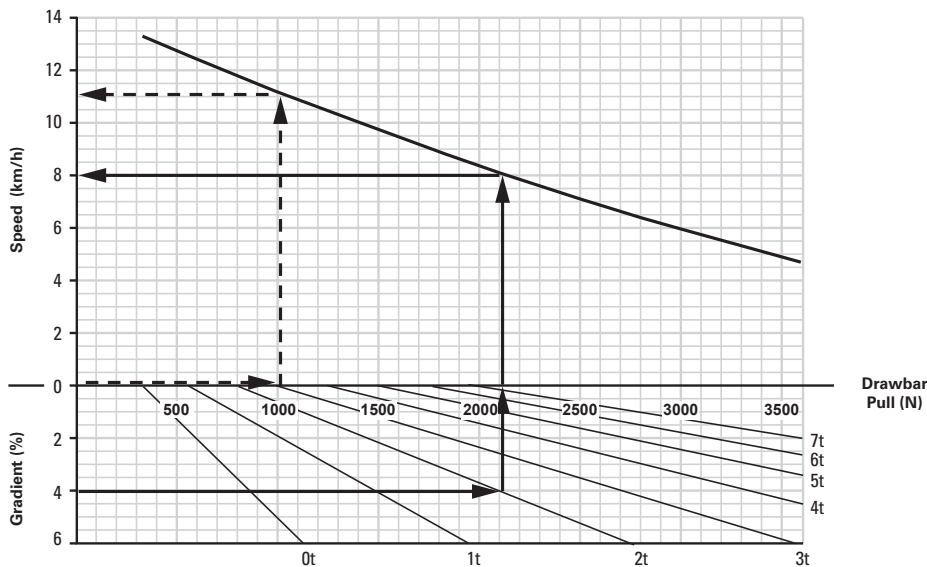
Example 2 (continuous line):
the LO5.0T is to travel up a 4% gradient with a load of 2000 kg.

It requires approx. 1930 N tractive power for this and will reach approx. 6.1 km/h.

Note: no continuous operation possible for LO5.0T over 1000 N.

The utilization of braked trallers is recommended for up/down gradients of more than 4%.

LO7.0T



How to read the diagram:

Example 1 (dashed line) :
the LO7.0T travels on level ground with a load of 3000 kg.

It requires 1000 N tractive power for this and reaches approx. 11 km/h.

Example 2 (continuous line):
the LO7.0T is to travel up a 4% gradient with a load of 2000 kg

It requires approx. 2100 N tractive power for this and will reach approx. 8 km/h.

Note: no continuous operation possible for LO7.0T over 1336 N.

The utilization of braked trallers is recommended for up/down gradients of more than 4%.

PRODUCT FEATURES

- LO5.0T Tow tractor, for use in a wide range of manufacturing applications, particularly line-feed operations.
- LO5.0T Tow tractor with lifting platform, for ground up to second level picking for line-feeding operations.
- LO7.0T Tow tractor, for use in a wide range of manufacturing applications, with 7.0t capacity for transporting heavy loads.
- LO7.0T Tow tractor with lifting platform, for ground up to second level picking for line-feeding operations, with 7.0t capacity for transporting heavy loads.

DEPENDABILITY

- Solid frame construction and reliable components ensure long-term reliability and durability.
- Sturdy wrap around bumper plate protects the truck against impacts and damage and minimises repair costs.
- Protected electronics, including the enclosed AC traction motor, sealed combi-controller (with IP65 rating), sealed electrical connectors and hall effect sensors and switches ensure excellent reliability and reduced servicing costs for maximum productivity.
- Reduced wiring complexity, thanks to the CANbus communication system provides easy access to components and world-class reliability.

COST OF OWNERSHIP

- Advanced control features, such as adjustable performance settings allow the truck to be tailored to the needs of the application, reducing energy consumption.
- Regenerative braking reduces use of service brake and dissipates heat of traction motor, ensuring the longer life of key components.
- Motors and controllers are protected against damage and debris, reducing servicing and repair costs.

PRODUCTIVITY

- Powerful 2,6kW AC for LO5.0T and 3,0kW AC for LO7.0T drives motors with high performance acceleration / braking and travel speed feature high thermal capacity for stop and go operations.
- Effortless electrical steering and automatic speed reduction on cornering ensures excellent control and high productivity.
- Acceleration, travel and braking speeds can be adjusted to the particular needs of the application via the console by a service engineer.
- Anti-roll back on ramps device, active for driver operation.

- Max travel speed up to 13km/h reduces travelling time on long runs between docking and picking areas.
- Vertical or lateral battery extraction are available.

ERGONOMICS

- Scooter control and electric steering reduces the arm movement required to change direction, keeping the driver within the truck footprint at all times for his protection and reduces operator fatigue and increases productivity.
- Platform sensor, which detects when the operator is on board, covers the entire platform floor, which along with the high, soft touch, back rest, allows operators to locate the most comfortable driving position.
- Wide and long operator platform provides increased comfort operator stance and allows easier pass through to optimize picking on both sides.
- Foot controlled lifting platform option facilitates up to second level picking and limits the amount of reaching the operator has to do from rack to pallet, reducing operator fatigue.
- Slow-speed forward and reverse direction buttons (coasting function) are located on the backrest.

SERVICEABILITY

- CANbus system and diagnostic control can be controlled and monitored via the console or a single plug-point plus fault codes can be displayed on console for easy service identification.
- One-piece hood provides easy access to key components.
- Motor cover is fitted by means of two screws and can be easily removed to get full access to all the main components.
- Low maintenance AC traction motor with built in thermal protection is fully enclosed for protection against damage and debris, minimising service downtime.

AVAILABLE OPTIONS INCLUDE:

- Side battery extraction.
- Floor-level bumper (rubber bumper).
- Mid mounted bumper (bull bar).
- Universal support bar on motor compartment.
- Several hooks type.
- Various drive wheels.
- Various platform lift heights.
- Various storage compartments.

STRONG PARTNERS. TOUGH TRUCKS.™

FOR DEMANDING OPERATIONS, EVERYWHERE.

Hyster supplies a complete range of warehouse equipment, IC and electric counterbalanced trucks, container handlers and reach stackers. Hyster is committed to being much more than a lift truck supplier.

Our aim is to offer a complete partnership capable of responding to the full spectrum of material handling issues: Whether you need professional consultancy on your fleet management, fully qualified service support, or reliable parts supply, you can depend on Hyster.

Our network of highly trained dealers provides expert, responsive local support. They can offer cost-effective finance packages and introduce effectively managed maintenance programmes to ensure that you get the best possible value. Our business is dealing with your material handling needs so you can focus on the success of your business today and in the future.



HYSTER EUROPE

Centennial House, Frimley Business Park, Frimley, Surrey, GU16 7SG, England.

Tel: +44 (0) 1276 538500



www.hyster.eu



infoeurope@hyster.com



[/HysterEurope](https://www.facebook.com/HysterEurope)



[@HysterEurope](https://twitter.com/HysterEurope)




[/HysterEurope](https://www.youtube.com/HysterEurope)



HYSTER-YALE UK LIMITED trading as Hyster Europe. Registered Address: Centennial House, Building 4.5, Frimley Business Park, Frimley, Surrey, GU16 7SG, United Kingdom.

Registered in England and Wales. Company Registration Number: 02636775.

HYSTER,  and FORTENS are registered trademarks in the European Union and certain other jurisdictions.

MONOTROL® is a registered trademark, and DURAMATCH and  are trademarks in the United States and in certain other jurisdictions.

Hyster products are subject to change without notice. Lift trucks illustrated may feature optional equipment.